



Utilizing the Parent and Student Features Available on Pearson Successnet

Canyons School District
Education Technology Department
9361 S. 300 E.
Sandy, UT 84070
Help Desk: 801-826-5544

There are many important resources available to students and parents at home or school. This guide will outline how to utilize these resources from any computer connected to the internet!



To begin, the website can be found at www.pearsonsuccessnet.com

Your student should type their username and password. Both can be easily obtained from your teacher or principal. If you aren't sure of log in information, contact the school and they will be ready to assist.



Canyons School District
Education Technology Department
9361 S. 300 E.
Sandy, UT 84070
Help Desk: 801-826-5544

A screenshot of the Pearson SuccessNet user interface. At the top right, there are navigation links: "Help", "Parents", "About", and "Logout". A red rectangular box highlights the "Parents" link, and a red arrow points from this box towards the center of the page. Below the navigation bar, the user is greeted with "Hello, Joe from Utah!". The main content area is divided into several sections: "Success Tracker" with a colorful logo and a "To Do" button; "Reading Street, G. 4" featuring cartoon animals and a "To Do" button; "enVisionMATH" with a globe icon and an "Explore" button; "My Books" showing "Reading" and "Mathematics" sections with "Open Book" icons; and "From My Teacher" with a "No Messages" status. At the bottom, there is a copyright notice: "PEARSON Copyright © 2005-2010 by Pearson Education. All rights reserved. Please read our Privacy Statement and Terms of Use."

If a student has taken a test online in class, the results can be available immediately by logging into the student's account and clicking the "parents" button in the upper right corner area of the page.



Student: Sample, Joe		Save as Spreadsheet		Save	
Class/Group: Math 2012-2013 - Math ST Premium 2009 Bilingual G4		Show Activities? <input type="radio"/> Yes <input checked="" type="radio"/> No		Help	
Teacher: Ms. DEWEY					
Assignment Name	Score	Date Taken	Status	Assigned By	
Topic 1 Test View results	85%	11/07/2012	Complete	Teacher	
Lesson 1-1: Thousands	●				
Lesson 1-2: Millions Prescription	✘				
Lesson 1-3: Comparing and Ordering Whole Numbers Prescription	✘				
Lesson 1-4: Rounding Whole Numbers	●				
Lesson 1-5: Using Money to Understand Decimals	●				
Lesson 1-6: Counting Money and Making Change	●				
Lesson 1-7: Problem Solving: Make an Organized List Prescription	✘				

Once you click the Parent button, test results can be viewed here. These are the results of a test that a student took online at school. It shows the areas that were mastered (the green dot) and the areas that were missed (the red x).

Any online tests a student has taken will be viewable here. Teachers assign the tests to be completed.



Canyons School District
Education Technology Department
9361 S. 300 E.
Sandy, UT 84070
Help Desk: 801-826-5544

Success Tracker™
Math ST Premium 2008 Bilingual G4 To Do

Reading Street, G. 4 To Do

enVisionMATH
enVisionMATH Online Premium Digital 2011 G4 Explore

My Books

Reading Open Book

Mathematics Open Book

From My Teacher
No Messages

PEARSON Copyright © 2006-2010 by Pearson Education. All rights reserved. Please read our [Privacy Statement](#) and [Terms of Use](#)

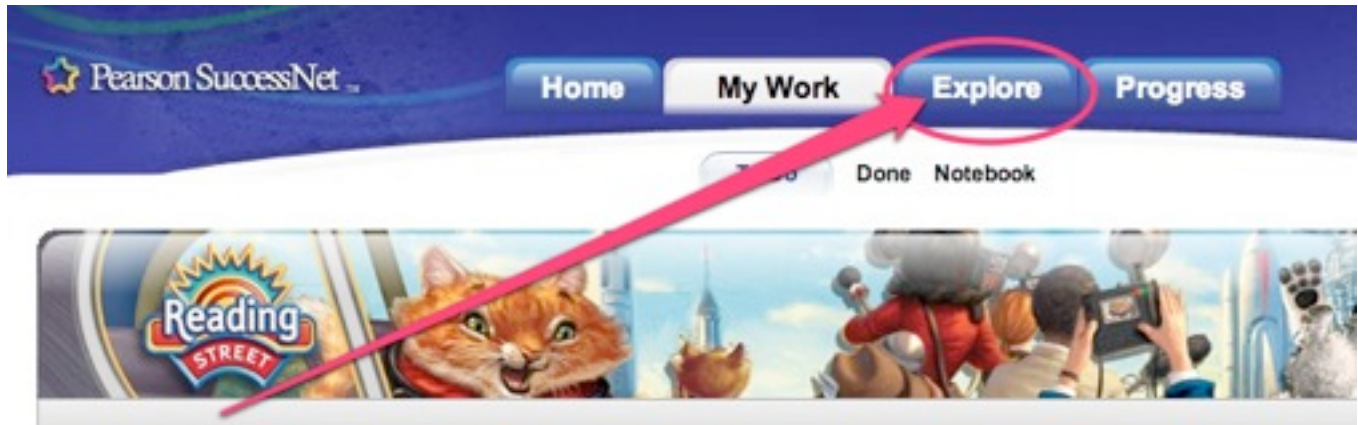
Parents and students can access their Math or Reading textbooks from any computer connected to the internet.



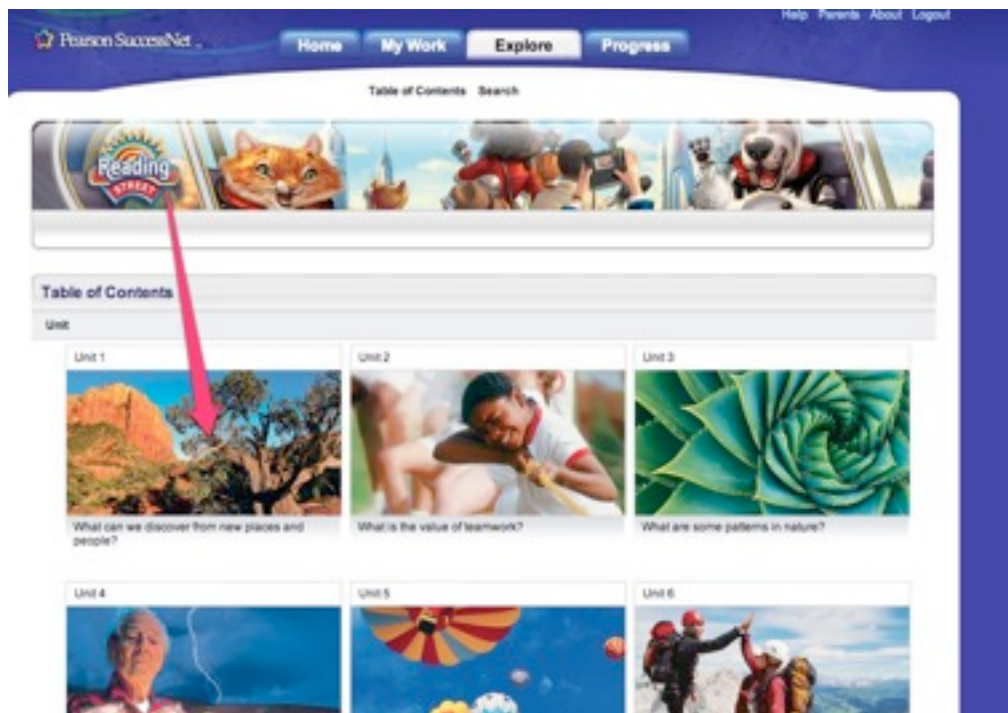
Canyons School District
Education Technology Department
9361 S. 300 E.
Sandy, UT 84070
Help Desk: 801-826-5544

A screenshot of the Pearson SuccessNet user interface. At the top right, there are links for "Help", "Parents", "About", and "Logout". The main header says "Hello, Joe from Utah!". Below this is a "Success Tracker™" section with a colorful gear icon. It lists "Math ST Premium 2009 Bilingual G4" with a "To Do" button. The next section is "Reading Street" with a cartoon animal illustration and a "To Do" button highlighted by a red box and a red arrow. Below that is the "enVisionMATH" section with a globe icon and an "Explore" button. At the bottom, there are "My Books" and "From My Teacher" sections. "My Books" shows "UNIT 1 Reading" and "Mathematics" with "Open Book" icons. "From My Teacher" shows "No Messages" and a teacher icon. The footer contains the Pearson logo and copyright information: "PEARSON Copyright © 2005-2010 by Pearson Education. All rights reserved. Please read our Privacy Statement and Terms of Use."

To check out some neat features found in our Reading Street Program, click "To Do" on the Reading Street bar.



Once you open the Reading Street Tab, click the “Explore” tab to see the activities that correspond to the student’s work in class.



Click on the appropriate Unit Tab to select the lesson your student is working on this week.




Table of Contents

Unit 1 > Week

Week 1	Week 2	Week 3
 Because of Winn-Dixie	 Lewis and Clark and Me	 On the Banks of Plum Creek
Week 4	Week 5	Week 6
 The Horned Toad Prince	 Letters Home from Yosemite	 Interactive Review

Click on the story to see the activities your student will be doing this week, and help them prepare for the assessment at the end of the week!

Table of Contents Search





Table of Contents

Unit 1 > Week 1 > Day

'Because of Winn-Dixie' Day 1		Description: GET READY TO READ Big Question Video Concept Talk Video READ AND COMPREHEND Envision IT!: Sequence
'Because of Winn-Dixie' Day 2		
'Because of Winn-Dixie' Day 3		
'Because of Winn-Dixie' Day 4		
'Because of Winn-Dixie' Day 5		

Click View to watch the online Presentation

Unit 1 Week 1 'Because of Winn-Dixie' Day 1

Get Ready to Read **Read and Comprehend**

Big Question Video Concept Talk Videos

Big Question Video

What can we learn from exploring new places and things?



This window pops up to show the overall idea on Day 1. Each day has a different set of activities that display when you click "view" above.

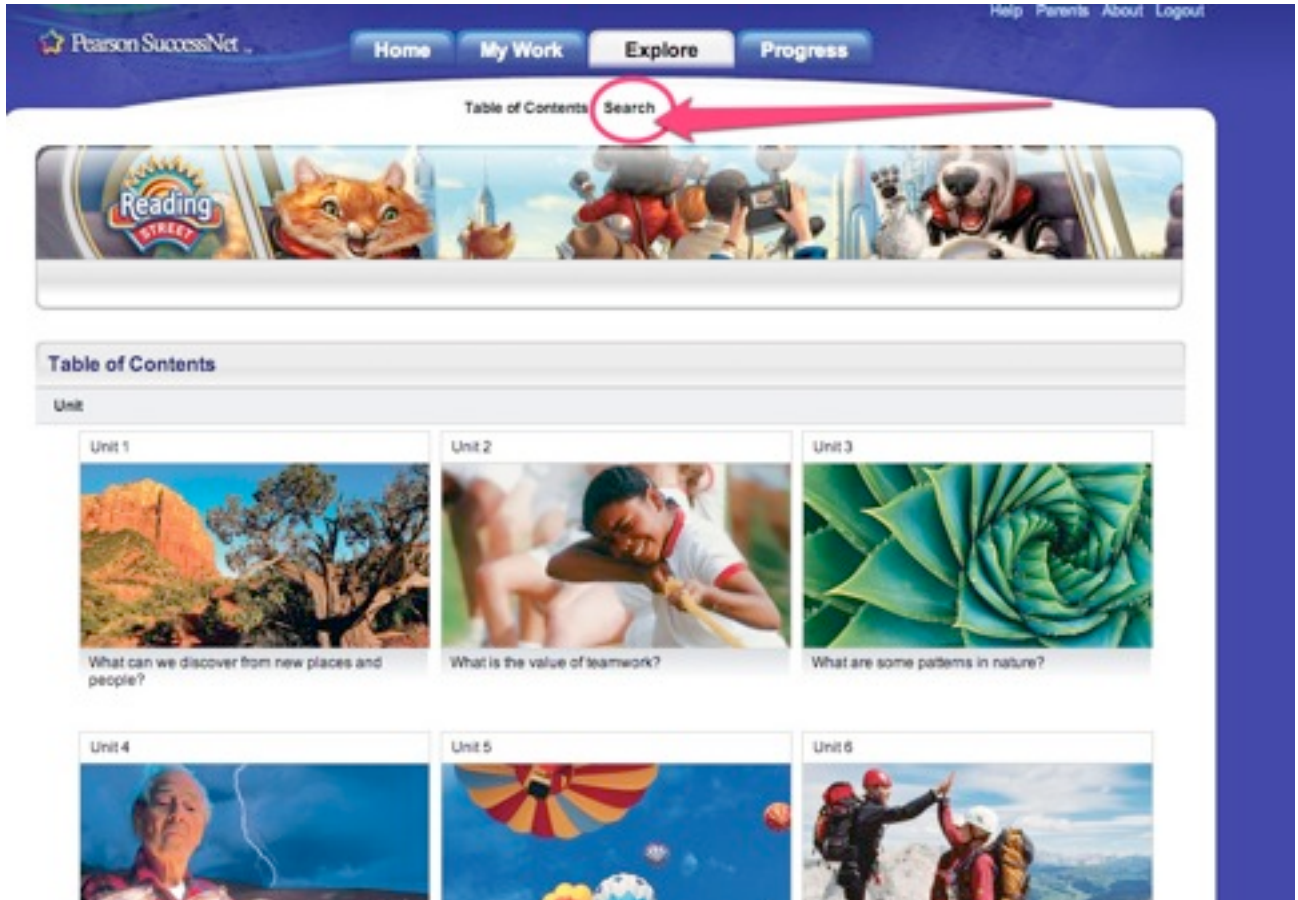









Table of Contents

Table of Contents		
Unit		
Unit 1  What can we discover from new places and people?	Unit 2  What is the value of teamwork?	Unit 3  What are some patterns in nature?
Unit 4 	Unit 5 	Unit 6 

Another option is to search for the story or topic the student is studying if you'd like to find more related resources.



Search By

- Keyword
- Media Type
- Topic
- Favorites

Keyword Help

Welcome to Search!
 Type a keyword or page number in the field above, or browse by the content types below.

Media Type
 Browse by Videos, Activities and More

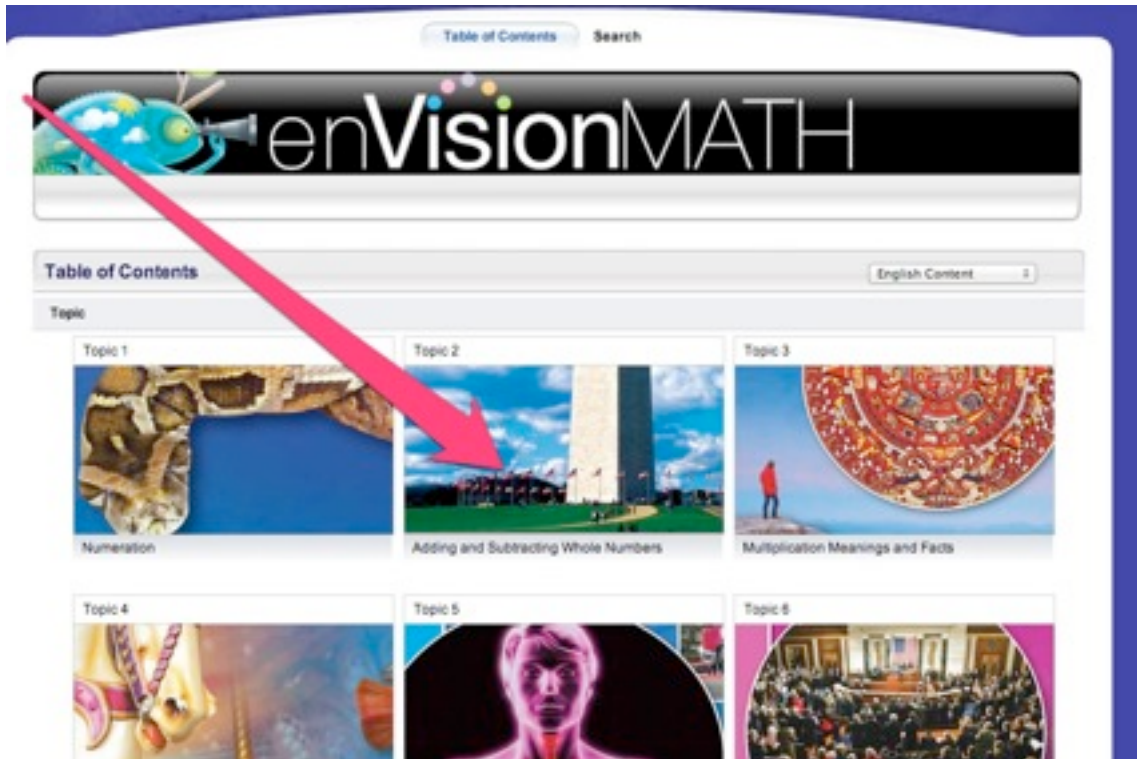
Topic
 Browse by Topics and Sub-Topic



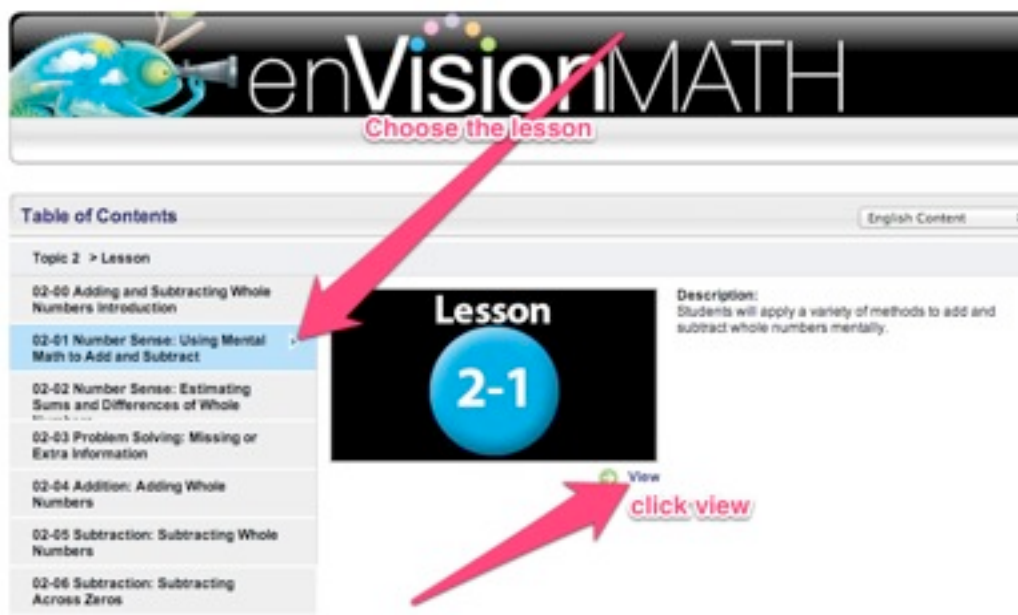
Canyons School District
Education Technology Department
9361 S. 300 E.
Sandy, UT 84070
Help Desk: 801-826-5544



Explore the Math Lessons the students viewed in class by clicking "Explore" under the EnVision Math Tab.

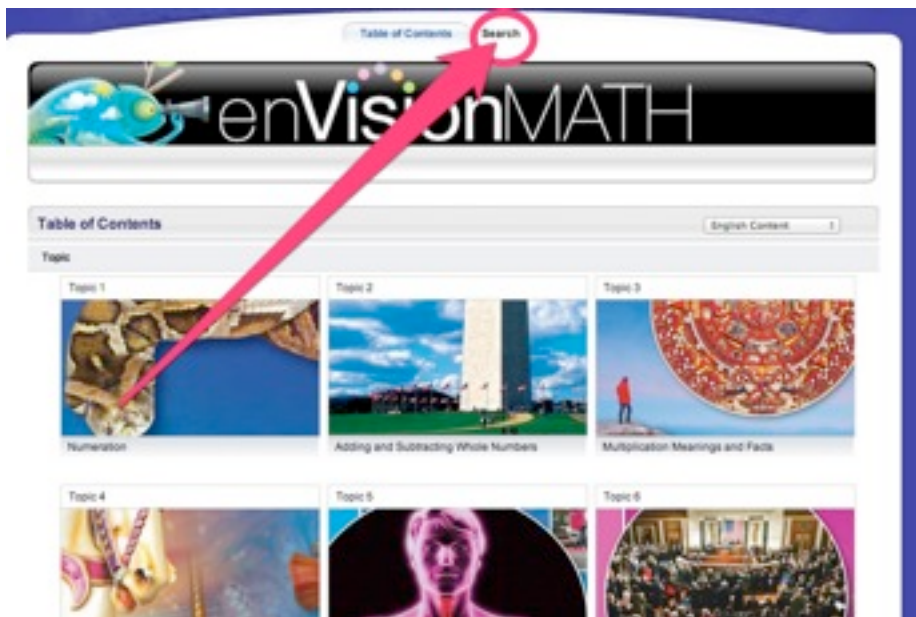


Similar to Reading Street, you can navigate the lessons your student learned in class. Just click the Topic they are studying.





There are some really nice features you can find in the math lessons to enrich your student's understanding. There is a link to the textbook (where you can find the practice homework sheets), a glossary, practice problems, and more!



You can also search for concepts by clicking **search** above the Topic screen.